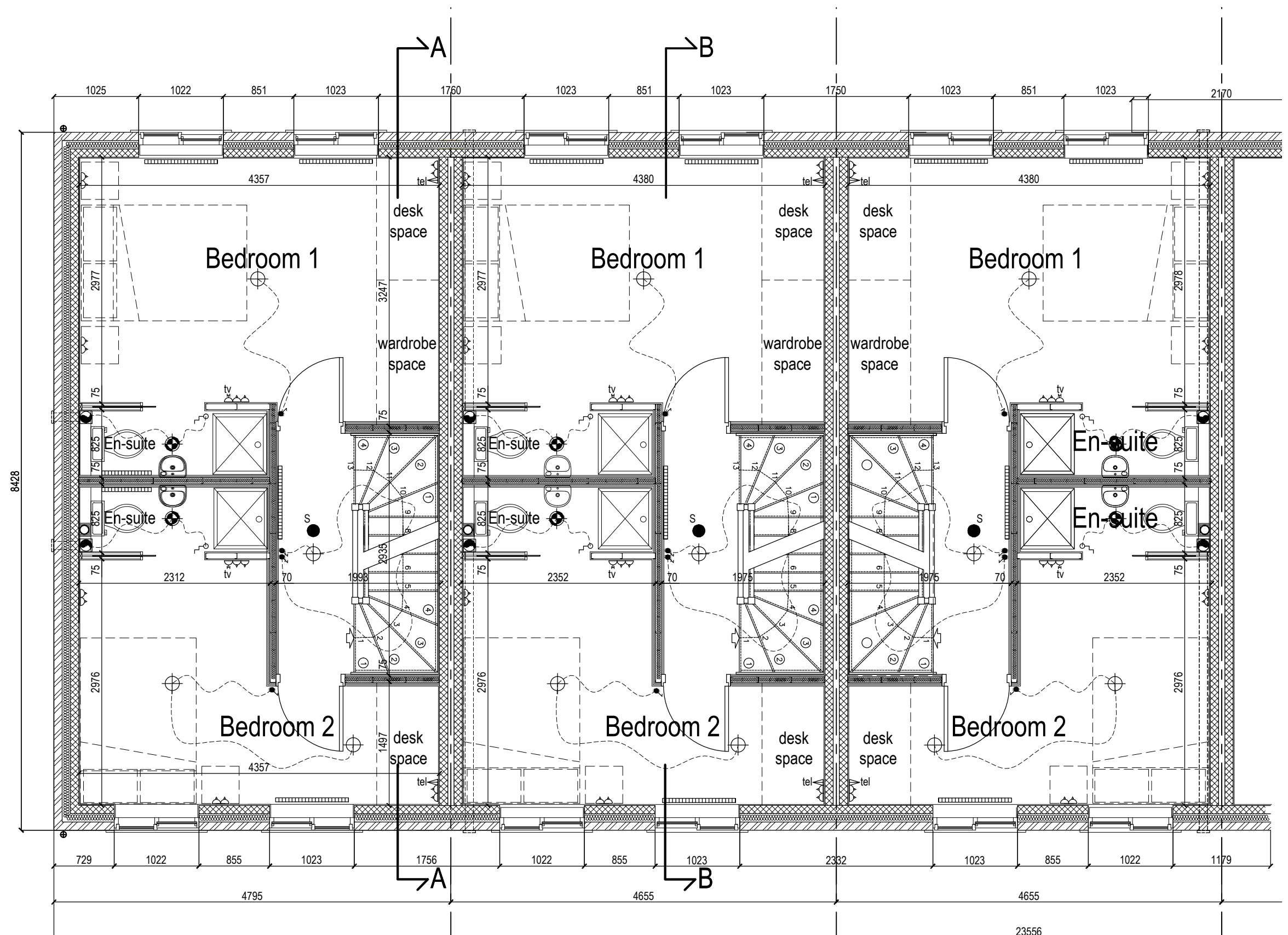
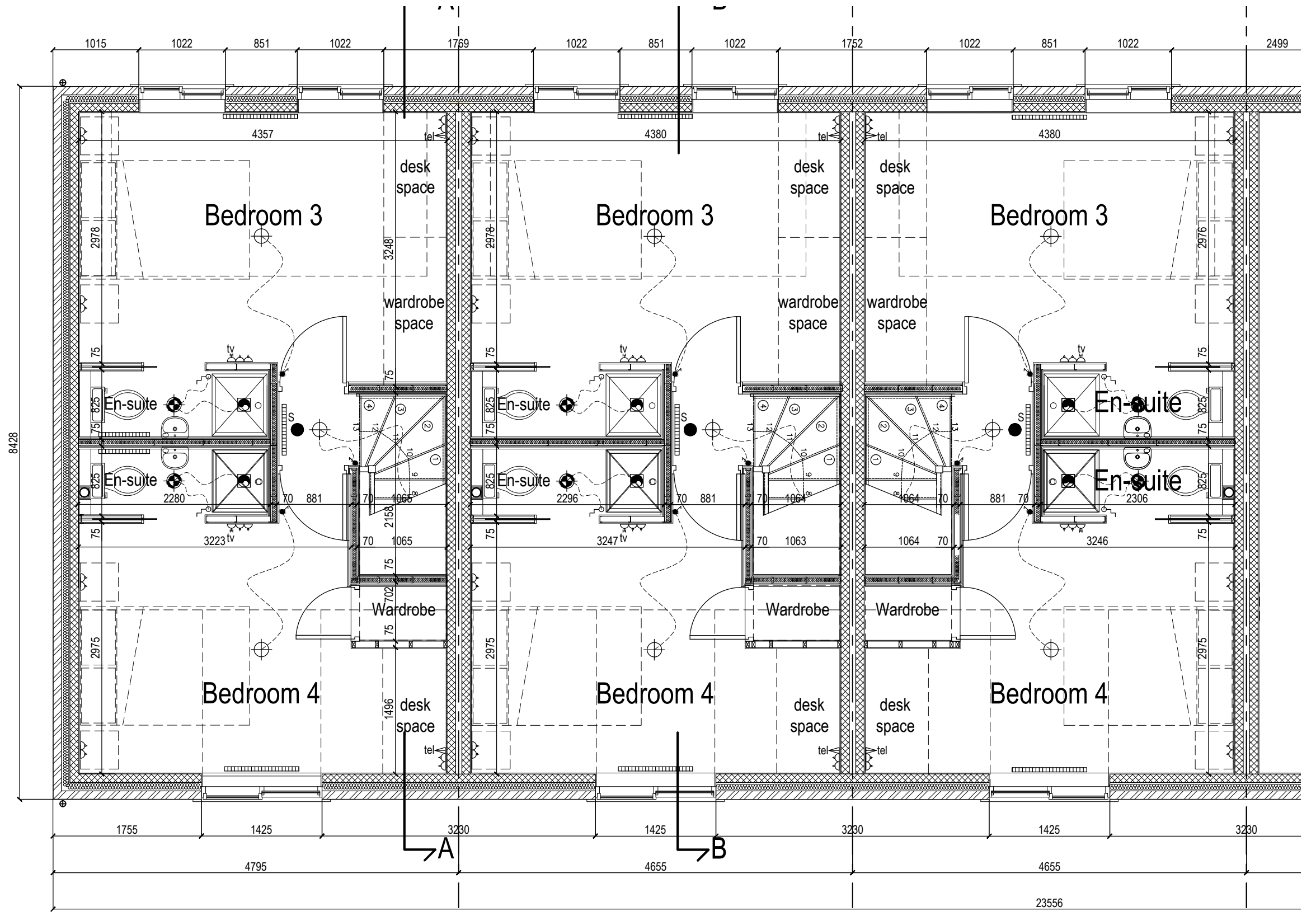


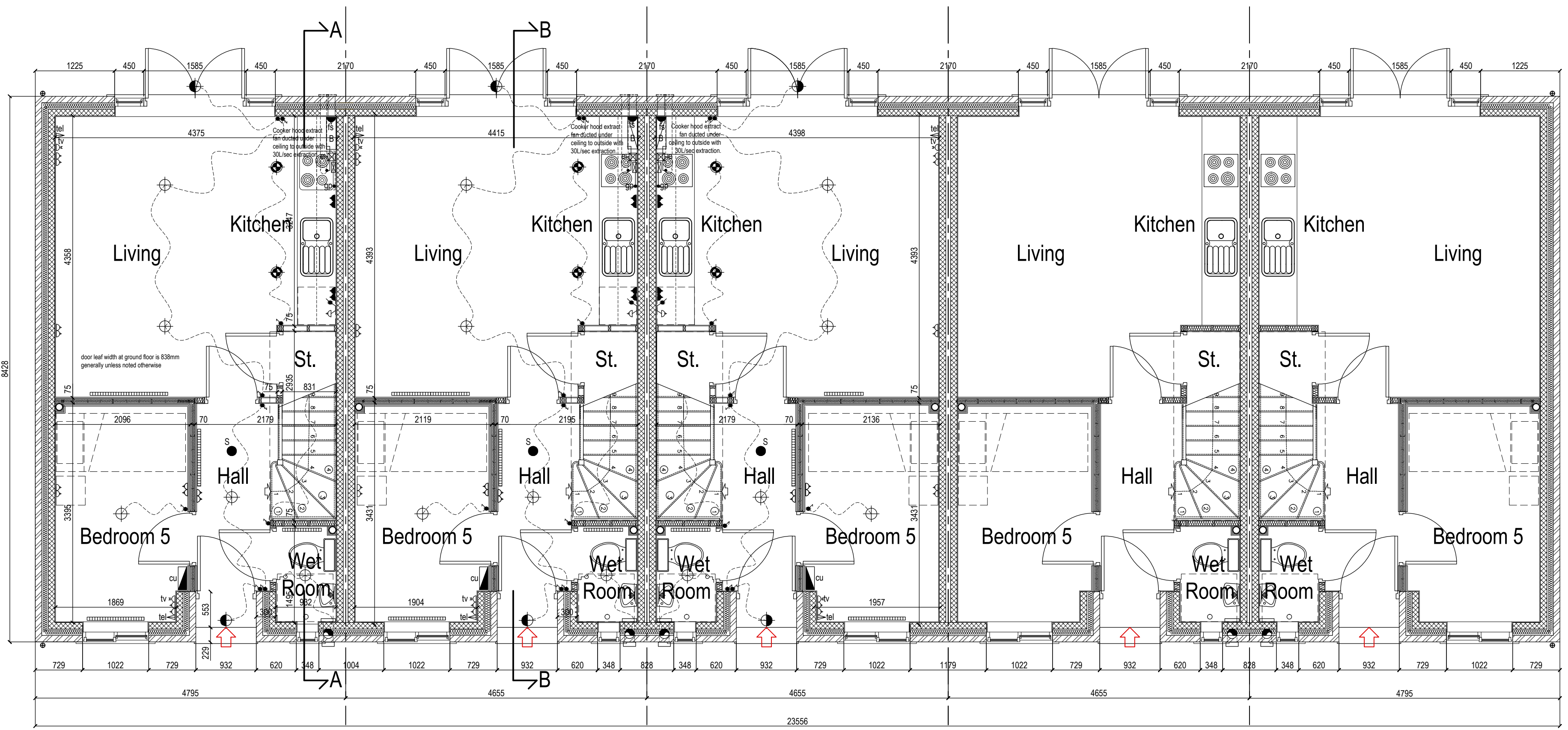
All dimensions must be checked on site and not scaled from this drawing
© copyright



First Floor Plans



Second Floor Plans



Ground Floor Plans

KEY

Accessories to be fixed at the following heights -
lighting switches 1200mm
immersion heater switch 1200mm
cooker control unit 1200mm
kitchen outlet sockets 1200mm
general outlet sockets 600mm
room thermostats 1700mm
Above dimensions are to underside of units.

- pull cord
- smoke alarm (hard wired with integral standby supply, designed and installed to BS 5444 Part 1)
- vanity light with shaver point
- cooker control unit
- double switched socket outlets (shaded when @ work top level)
- single switched socket outlets (shaded when @ work top level)
- telephone point
- television aerial point (dual point)
- lighting switch (two-way as indicated 2)
- ceiling light fitting
- recessed ceiling light fitting
- cooker connection point
- gas point with bayonet connector for gas cooker
- consumer unit
- fused spur
- illuminated bell push
- bell
- electric shower with fused spur
- programme
- external wall floodlight with PIR
- wiring only for wall mounted light fitting
- remote switched socket outlet to fridge & washer space
- ceiling mounted extract fan ducted through joists and wall terminated first floor units to be ducted through to vent tile
- room thermostat (hall)
- outside tap
- radiator (all to be fitted with TRV's except in hall)

A	26.9.14 Walls changed to masonry
Date	Revisions

pericy design

Architects ■ Designers ■ Project Managers ■ Planning Supervisors

Quaker Meeting Rooms
4 Percy Street,
Hull
HU2 8HH

Telephone: 01482 326415
Fax: 01482 218001
E-mail: user@pericydesign.co.uk

Client: **Molescroft Nursing Home (Holdings) Ltd**

Job Title: **Proposed Housing Development at Sharp Street, Hull**

Drawing Title: **Floor Plans**

Status: **Construction**

Date: **26/04/12** Scale: **1:50@A1**

Drawn: **C.R.** Checked: Approved

Dwg No. **29005/WD01AIt** Rev. **A**